

REAL
ALUMINIUM



**MAKING YOUR DREAM
HOME A REALITY**

REAL

smart
architectural aluminium



YOUR COMPLETE ALUMINIUM WINDOW,
DOOR AND GLAZED ROOF RANGE.

High strength

Aluminium, by its very nature, is a strong material compared to PVCu and doesn't require additional reinforcements.

The superior strength of aluminium allows for larger arrangements which are only possible with timber or PVCu when using bulky profiles and couplers.

Most PVCu bi-folding doors are limited to 750mm width per pane; REAL Aluminium Bi-folding Doors can accommodate panes up to 1200mm wide allowing fewer and wider glass panes for uninterrupted panoramic views.

For an even larger uninterrupted view, consider the REAL Sliding Door which can accommodate up to 2500mm width per pane*.



Security and safety features

It will come as no surprise that the REAL Aluminium windows and doors incorporate many security features as standard and will defend your home against the most determined intruder.

All windows and doors within the REAL Aluminium range are independently tested by BSI for critical aspects of security. Hinges, locks, handles and glazing are all checked not just once but time and time again for consistency and quality.

In addition to security, a BSI Kitemark proves a product has been tested on an ongoing basis to make sure that standards do not slip or change over time. The REAL Aluminium range has been rigorously tested, proving they keep the wind and rain at bay; an important consideration for windows and doors in the UK**.

The enhanced security multi-point locking systems designed, developed and tested in the UK to deliver the highest levels of performance, offer homeowners security and peace of mind.

Each lock features a combination of hooks and anti-lift bolts for greater security. Windows have added protection to strengthen hinges.

High-security hinge guards are available on all REAL Aluminium windows and doors for added security. So, in the unlikely event of an intruder attacking the hinges rather than the locks, these devices prevent the door or window from being pushed/pulled open. This is particularly valuable on open-out doors as the hinges are on the outside.

Keep your family safe with restrictor hinges to prevent risk of falls. Allowing the window to open only partially is important for a child's room or low-level windows. These hinges have an override to allow full opening in an emergency.



*Dependent on height and glass weight restrictions – ask your REAL retailer for details.

**Certain door threshold options may not be covered by the BSI test regime.

REAL ALUMINIUM | WHY CHOOSE ALUMINIUM?



Single or dualcolour

White continues to be the most popular choice for any window but with the introduction of bi-folding doors and lantern roofs, homeowners are looking for a more flexible colour combination. An anthracite grey outside, white inside dual colour option allows you to keep the inside of your home a vibrant white, whilst creating a modern look to the external features of your home.

Available colours:



White

Black

Grey

Grey on White

Long-lasting colour

Each REAL Aluminium product is powder-coated to give one of the most durable finishes available for windows, doors and roofs. The high quality colour process won't discolour, rust or peel, giving it an attractive appearance for longer. REAL Aluminium is even available with a 'marine grade' finish for those who live near the sea.

Guaranteed to last

As a guarantee for the superior powder-coated finish of REAL Aluminium, all products from the range come with superior paint guarantees against peeling, blistering, corrosion, fading and loss of sheen.



REAL ALUMINIUM | WHY CHOOSE ALUMINIUM?

Quality

Choosing the right window, door or lantern roof and the right company to install them can be a daunting experience. You can be rest assured that our products are tested to the latest British Standards and will be installed to comply with the latest UK Building Regulations.

All of our products go through a thorough quality control system that is independently audited twice a year by British Standards to ISO 9001:2008. During this process, products are independently tested to BSI Standards for weathering performance and security levels.

All this independent testing combined with our local reputation means that all you need worry about is deciding on the look and style of your windows, doors and roofs – the performance and quality comes as standard.

Building Regulations

To sell your home in the future, you must be able to demonstrate that your windows, doors and roofs satisfy Building Regulations by producing a certificate of compliance either from an approved installer or your Local Authority Building Control Department.

All professionally installed REAL Aluminium windows, doors and lantern roofs comply with Building Regulations requirements for new build, replacement and refurbishment projects.



REAL ALUMINIUM | WHY CHOOSE ALUMINIUM?



ACHIEVE OPTIMUM ENERGY EFFICIENCY

Making your room an all-year-round living space...

The goal is to let visible light in, whilst keeping solar heat out in the summer and radiant heat in during the winter.

Increasing comfort and offering energy savings for the home.

With energy bills rising, thermal efficiency remains the number one priority when making home improvements. Loss of heat from inefficient windows, doors and roofs plays a major part in the comfort or usability of living spaces (especially orangeries and extensions) and can result in high energy costs.

Designed and engineered with performance in mind, REAL Aluminium's thermal performance allows for superior thermal efficiency. Whether renovating a living room with a bi-folding door, or building an extension with a lantern roof, you can be sure to create a comfortable living space all year round with REAL Aluminium.

Energy ratings

Windows are assessed by the British Fenestration Rating Council (BFRC) and rated using a familiar A to G scale on the basis of their total energy efficiency, where an A-rated window is more energy efficient than a G-rated window. This rating covers the frame material, the frame design, the glass type and all the other components that make up the window.

Energy-rating performance is calculated using the special properties of the window frame, the glass coatings, and the gasses used in the sealed glass unit.

Each energy-rated window will be supplied with a rating showing its energy performance and could be a valuable factor should you decide to sell your home in the future.





BI-FOLDING DOORS

REAL Aluminium Bi-folding Doors create superior panoramic views all year round from the comfort of your living room, kitchen, conservatory or orangery. By neatly folding and sliding, the REAL Aluminium Bi-folding Doors allow quick and easy access to your garden.

The large panes of glass present unspoilt views of the outside and allow maximum light into your home.

The style of your beautifully designed and carefully manufactured bi-folding doors are easily matched to the existing style of your home and provide a smooth transition between indoor and outdoor space.

Choose from panes up to 1200mm wide and 2500mm high, in a choice of opening options. These can be designed to suit any opening size. Your REAL retailer will give you advice on the most suitable option for your requirement.





ALUMINIUM | BI-FOLDING DOORS

Bi-fold doors offer a choice of opening configurations to suit your needs:

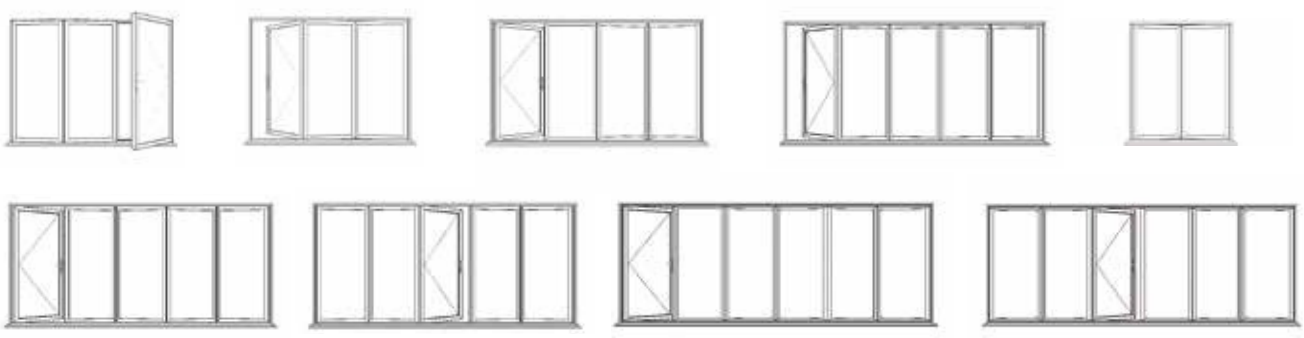
- Fold the doors in or out
- Slide all doors to one side
- Create a single entrance for easy access and have the remaining doors slide the opposite way
- Part the doors centrally to create a double door

Available colours:



White Black Grey Grey on White

Configuration examples:



Not all configurations have an external handle for access from the outside. Please ask your REAL Retailer for details.

Slim, strong, smooth

The high strength of aluminium ensures the REAL Aluminium Bi-folding Doors are one of the strongest available.

The REAL Aluminium Bi-folding Door frames and mechanisms are designed to give optimum strength and durability to ensure a structurally sound product that requires minimal maintenance to deliver reliable performance over a lifetime of use.

The REAL Aluminium Bi-folding Doors run on stainless-steel rollers at the base of the frame. This is an important consideration as the entire weight of the bi-folding door is taken by the track and the smooth running of your doors depends on the quality of these rollers. Thanks to these special rollers even the widest of door combinations can be opened easily without the need for excessive effort.

In most instances, it is possible to have integral blinds fitted within your bi-folding doors. Your REAL Retailer can advise on the options available.



Magnetic door catch

The REAL bi-folding door leaf is held open by a round magnetic catch attached to folding doors, holding the doors open as they fold.

Chrome

White

Black

Grey

REAL ALUMINIUM | BI-FOLDING DOORS

Threshold

Our four threshold options let you choose from floor to floor flush threshold, right the way through to a traditional step and provides maximum weather rating for extreme conditions. When a flush doorway is required – for example separating two rooms or for wheelchair access – our low threshold options ensure a smooth, unobtrusive transition.

Multi-point locking



REAL Aluminium Bi-folding Doors feature two high-security hooks and a dead-bolt to ensure total peace of mind. Upgraded locking systems are available, please speak to your REAL Retailer for details.



Tricklevents

In certain circumstances your local Building Regulations will require you to have ventilation slots in your window or door frame to allow your home to 'breathe'. Your REAL retailer will advise you on the options and requirements.

Handles

No matter how many handles and locks you have on your REAL Aluminium Bi-folding Doors, you only ever need to find one key as your door set has 'keyed alike' locks as standard for your convenience.

Hardware is available in a choice of finishes allowing you to tailor your doors to suit your interior.



Chrome

White

Black

Grey



SLIDING PATIO DOORS

Create a feeling of light and space using an expanse of uninterrupted glass with the REAL Aluminium Sliding Patio Doors.

The technical design of the REAL Aluminium Sliding Patio Doors make them ideal for large-span areas and situations where bi-folding doors may not be so appropriate such as areas exposed to high winds or upper floor apartments. A Sliding Patio Door will offer you the largest uninterrupted glass area and once open doesn't take up room on a patio or balcony, or inside the home.

Made-to-measure and fitted to the highest standard, the REAL Aluminium Sliding Patio Doors deliver optimum performance. Tested to the highest industry standards, REAL Aluminium Sliding Patio Doors easily glide with guaranteed reliability. The strong, thermally efficient aluminium frames create dramatic sliding sashes with large glass areas without compromising thermal performance or weather resistance.



Using advanced glass technology and superior insulation to keep your home warm, the REAL Sliding Patio Doors form a thermally efficient glass facade, a wonderful way to flood a space with light and enjoy beautiful views.

Available in two, three, four, or six panels, all patio doors are double- or triple-glazed with special sliding mechanisms to enable even the largest sashes to slide open and close smoothly on a double- or triple-track, whatever their size.



REAL ALUMINIUM | SLIDING PATIO DOOR

Handles

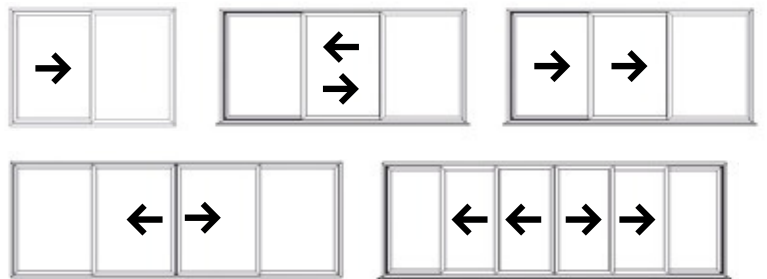


White Black Grey Satin Silver




White Black Grey Satin Silver

Configuration examples:



Available colours:






























White Black Grey Grey on White

Handles and accessories

Use the reference chart below to discover the perfect set of handles and accessories for your home.



White Black Grey Graphite Chrome

		White	Black	Grey	Graphite	Chrome
BI-FOLDING DOORS	Lever (straight) handle 	✓	✓	✓	✓	✓
	Intermediate handle 	✓	✓	✓		✓
	D handle 	✓	✓	✓		✓
	Magnetic catch 	✓	✓	✓		✓
	Trickle vents 	✓	✓	✓		
SLIDING PATIO DOORS	Long lever handle 	✓	✓	✓		
	Sliding Door D handle 	✓	✓	✓		
CASEMENT WINDOWS	Offset handle 	✓	✓	✓	✓	✓
	Monkey tail handle 					
ENTRANCE & FRENCH DOORS	Lever (straight) handle 	✓	✓	✓	✓	✓
	Lever (swan) handle 					
	Letterplate (black ABS surround) 	✓	✓			✓
	Letterplate (matching surround) 	✓	✓		✓	✓
COMPOSITE DOORS	Lever (straight) handle 	✓	✓	✓	✓	✓
	Pull Knob 	✓	✓		✓	✓
	D Bar 					
	Inline Round Pull Bar 					
	Inline Flat Pull Bar 					
	Centre Escutcheon 					
	Pull Escutcheon 	✓	✓		✓	✓
	Letterplate (matching surround) 	✓	✓		✓	✓
	Knocker 6" Urn 	✓	✓		✓	✓
	Knocker 6" Urn with spyhole 	✓	✓		✓	✓
	Knocker 8" Urn Slimline 	✓	✓		✓	✓
	Lion's Head Knocker 	✓	✓		✓	✓
	Bull Ring Knocker 					
Numerals 0-9 					✓	

A range of locking cylinders are available to give enhanced security. Please speak to your REAL Retailer for details.



Satin Silver Polished Gold Stainless Steel Antique Black

✓	✓		

✓			
---	--	--	--

✓*			
----	--	--	--

✓			
---	--	--	--

✓	✓		
---	---	--	--

			✓
--	--	--	---

✓	✓		
---	---	--	--

			✓
--	--	--	---

✓	✓		
---	---	--	--

✓	✓		✓
---	---	--	---

	✓	✓	✓
--	---	---	---

	✓	✓	✓
--	---	---	---

		✓	
--	--	---	--

		✓	
--	--	---	--

		✓	
--	--	---	--

		✓	
--	--	---	--

	✓	✓	✓
--	---	---	---

	✓	✓	✓
--	---	---	---

	✓	✓	✓
--	---	---	---

	✓	✓	
--	---	---	--

	✓		
--	---	--	--

	✓		
--	---	--	--

			✓
--	--	--	---

	✓		
--	---	--	--

*silver anodised SAA

Locks

REAL Aluminium doors that have more than one lock will only require one key to operate all of them (this is called 'keyed alike'). Separate doors will have unique keys unless specified. When specifying a high-security key system (3 Star System), all keys will be unique. For further details, please speak to your REAL Retailer.



Antique black range



Composite door only



Self-cleaning glass



Self-cleaning glass

Standard glass

For those places harder to reach such as conservatory roofs or upper-floor windows, self-cleaning coating is ideal. These use ultraviolet light to decompose organic materials and rain to wash them off.

You'll appreciate the special self-clean coating with a microscopic film which helps daylight and rainwater breakdown and wash away dirt and grime.

The self-cleaning technology uses both rain and UV light from the sun to efficiently combat dirt and grime that accumulates on the outside of the window glass, resulting in the need for manual cleaning being significantly reduced. Self-cleaning glass provides the ideal solution to cleaning those hard-to-reach or dangerous areas leaving you with more time to relax and enjoy your conservatory.

Available in neutral and bronze.



How to care for your REAL Aluminium

Aluminium is easy to keep looking great and is virtually maintenance free. Modern powder-coating delivers a hard-wearing finish which will last for years.

With occasional cleaning and periodic lubrication of locks and hinges, aluminium windows and doors will look and operate 'as-new' for longer.

Envirofit Windows and Garage Doors

T 01782 823334
M 07456551417

E envirofitt@gmail.com

164a Ford Green Road
Smallthorne
Stoke-on-Trent
ST6 1PG

Follow us on social media



smart
architectural aluminium



REAL
ALUMINIUM